VFU110

Wire cable tray for heavy duty

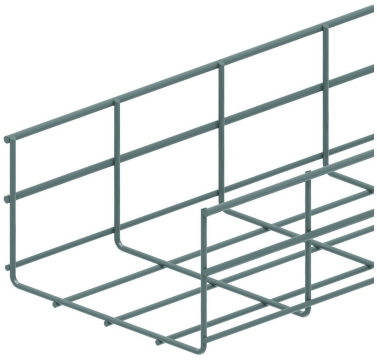

Screen: 50 x 100 mm
Wire: Ø 4.50 mm and 5.50 mm

Reference	Finish	↕ mm	↔ mm	→‖← mm	⇄ mm	kg/m	📦	Unit
VFU110.200	SZ	110	199		3000	1,780	30	M
VFU110.300	SZ	110	299		3000	2,120	30	M
VFU110.400	SZ	110	399		3000	2,470	30	M
ZAVFU110.200	DF	110	200		3000	1,780	30	M
ZAVFU110.300	DF	110	300		3000	2,120	30	M
ZAVFU110.400	DF	110	400		3000	2,470	30	M

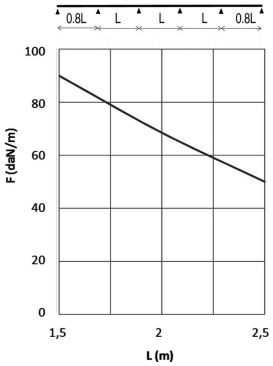

LOAD DIAGRAM
This diagram illustrates the permissible uniformly distributed loads applied to multiple supports. They comply with IEC 61537 with connection to 1/5 of the span and the end span = 0,8x the span. When the joint is situated in the centre of the span, a reduction of 0,7x the admissible load is to be taken into account.

F = max. admissible load (daN/m)
L = support distance (m)
Max. deflection (m) = L/100

Usable inside height: outside height - 9mm
Usable inside width: outside width - 17mm

Legend finish
- SZ = Sendzimir
- DF = Defender

Fix with:



Snap-on joiner for VFU(L)
KPVF