I6VF

Wire cable tray for heavy duty

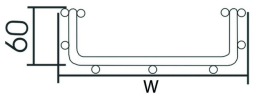



Screen: 50x100 mm
Thread: 4.50 mm

Reference	↕ mm	↔ mm	→‖← mm	⇄ mm	kg/m	📦	Unit
I6VF60.050	60	50		3000	0,690	30	M
I6VF60.100	60	97		3000	1,010	30	M
I6VF60.200	60	197		3000	1,263	30	M
I6VF60.300	60	297		3000	1,660	30	M
I6VF60.400	60	397		3000	2,040	30	M
I6VF60.500	60	497		3000	2,427	3	M

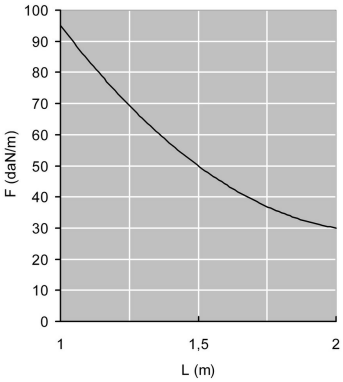

LOAD DIAGRAM
Graph valid for I6VF60. This diagram illustrates the permissible uniformly distributed loads applied to multiple supports. They comply with IEC 61537 par 10.3.3 test type III with connection to 1/5 of the span.

F = max. admissible load (daN/m)
L = support distance (m)
Max. deflection (m) = L/100

Pickled and passivated.