I6KLM125
Cable ladder height 125



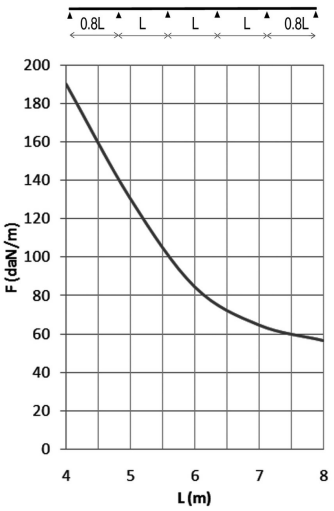

Fix with:

Cable ladder for large support distances up to 8 metres
Perforated C rungs 41 x 21

Usable inner height: 102 mm
Rung distance: 250 mm
To order: Length 3000 mm
To order: Width 700 - 1200 mm (increments of 100 mm)

Reference	↕ mm	↔ mm	→‖← mm	⇄ mm	kg/m	📦	Unit
I6KLM125.150	125	150		6000	5,723	6	M
I6KLM125.200	125	218	1,5	6000	5,851	60	M
I6KLM125.300	125	318	1,5	6000	6,111	60	M
I6KLM125.400	125	418	1,5	6000	6,363	60	M
I6KLM125.450	125	450		6000	6,491	6	M
I6KLM125.500	125	518	1,5	6000	6,619	60	M
I6KLM125.600	125	618	1,5	6000	6,875	60	M
I6KLM125.750	125	750		6000	7,259	6	M
I6KLM125.800	125	800		6000	7,387	6	M
I6KLM125.900	125	900		6000	7,644	6	M
I6KLM125.1000	125	1000		6000	7,900	6	M

LOAD DIAGRAM
This diagram illustrates the permissible uniformly distributed horizontal loads applied to multiple supports. They comply with IEC 61537 with connection in the centre of the span and the end span = 0,8x the span.

F = max. admissible load (daN/m)
L = support distance (m)
Max. deflection (m) = L/200

CHARACTERISTICS
-strong
- usable inner height 102 mm, ideal for large diameter cables
- no further coupling holes are required if the cable ladder is cut
- no joiners are required to attach accessories such as bends, tees etc.
- rungs are perforated to enable efficient attachment of cables
- partition (I6SLOS85) can be fixed to the cable ladder with a sliding nut (I6PNP06) and pan head bolt (I6RB6.20).

TECHNICAL INFORMATION
Side walls are constructed from S profile with a return flange and are continuously perforated
- C-profile rungs are fixed at 250 mm intervals.
- rungs are mechanically attached to the side wall of the cable ladder.
- rungs are alternately placed with openings upwards and downwards.

Pickled and passivated.



Joiner for I6KLM125
I6KLM125KP



Round head square neck bolt (DIN 603)
I6RBK



Nut (DIN 934)
I6M



Giant washer (DIN 125-1 A)
I6RO



Joiner for I6KLM100
I6KLM100KP