I6KLM125.3

Cable ladder height 125



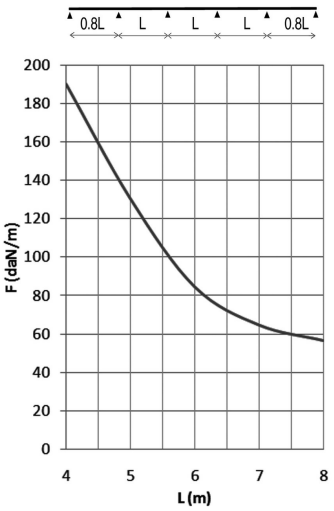

Cable ladder for large support distances up to 8 metres
Perforated C rungs 41 x 21

Usable inner height: 102 mm
Rung distance: 250 mm
To order: Length 6000 mm

Reference	↕ mm	↔ mm	→‖← mm	⇄ mm	kg/m	📦	Unit
I6KLM125.150.3	125	150		3000	5,723	3	M
I6KLM125.200.3	125	200		3000	5,851	3	M
I6KLM125.300.3	125	300		3000	6,111	3	M
I6KLM125.400.3	125	400		3000	6,363	3	M
I6KLM125.450.3	125	450		3000	6,491	3	M
I6KLM125.500.3	125	500		3000	6,619	3	M
I6KLM125.600.3	125	600		3000	6,875	3	M
I6KLM125.750.3	125	750		3000	7,259	3	M
I6KLM125.800.3	125	800		3000	7,387	3	M
I6KLM125.900.3	125	900		3000	7,644	3	M
I6KLM125.1000.3	125	1000		3000	7,900	3	M

LOAD DIAGRAM

This diagram illustrates the permissible uniformly distributed horizontal loads applied to multiple supports. They comply with IEC 61537 with connection in the centre of the span and the end span = 0,8x the span.

F = max. admissible load (daN/m)
L = support distance (m)
Max. deflection (m) = L/200

CHARACTERISTICS

-strong
- usable inner height 102 mm, ideal for large diameter cables
- no further coupling holes are required if the cable ladder is cut
- no joiners are required to attach accessories such as bends, tees etc.
- rungs are perforated to enable efficient attachment of cables
- partition (I6SLOS85) can be fixed to the cable ladder with a sliding nut (I6PNP06) and pan head bolt (I6RB6.20).

TECHNICAL INFORMATION

Side walls are constructed from S profile with a return flange and are continuously perforated
- C-profile rungs are fixed at 250 mm intervals.
- rungs are mechanically attached to the side wall of the cable ladder.
- rungs are alternately placed with openings upwards and downwards.

Pickled and passivated.

Fix with:



Joiner for I6KLM125
I6KLM125KP



Round head square neck bolt (DIN 603)
I6RBK



Nut (DIN 934)
I6M



Giant washer (DIN 125-1 A)
I6RO



Joiner for I6KLM100
I6KLM100KP