KBWW

Cable ladder 200 with floor plate



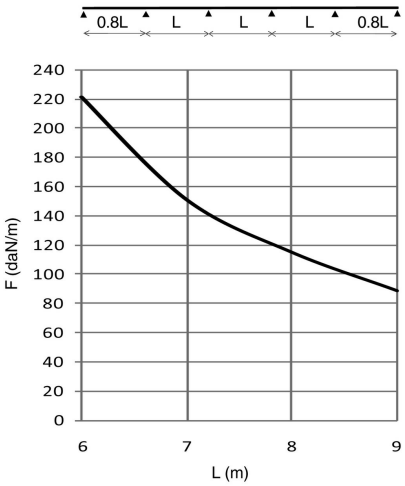

Cable ladder for large support distances up to 9 metres
Perforated C datarungs 41x21
With floor plate

Usable inner height: 177 mm
Rung distance: 300 mm

Reference	Finish	↕ mm	↔ mm	→‖← mm	⇄ mm	kg/m	📦	Unit
KBWW200	-	200	200		6000	10,986	6	M
KBWW300	-	200	300		6000	11,942	6	M
KBWW400	-	200	400		6000	12,899	6	M
KBWW500	-	200	500		6000	13,855	6	M
KBWW600	-	200	600		6000	14,811	6	M
ZMKBWW200	DF	200	200		6000	10865	6	M
ZMKBWW300	DF	200	300		6000	11751	6	M
ZMKBWW400	DF	200	400		6000	12638	6	M
ZMKBWW500	DF	200	500		6000	13525	6	M
ZMKBWW600	DF	200	600		6000	14411	6	M

LOAD DIAGRAM

Graph valid for KLW. This diagram illustrates the permissible uniformly distributed horizontal loads applied to multiple supports. They comply with IEC 61537

F = max. admissible load (daN/m)
L = support distance (m)
Max. deflection (m) = L/200

CHARACTERISTICS

- strong
- useable inner height 177 mm, ideal for large diameter cables
- no further coupling holes are required if the cable ladder is cut
- no joiners are required to attach accessories such as bends, tees etc.
- rungs are perforated to enable efficient attachment of cables
- partition (SLOS110) can be fixed to the cable ladder with a sliding nut (PNP06) and pan head bolt (RB6.20).

TECHNICAL INFORMATION

- Side walls are constructed from S profile with a return flange and are continuously perforated
- C-profile rungs are fixed at 300 mm intervals.
- rungs are mechanically attached to the side wall of the cable ladder.
- rungs are alternately placed with openings upwards and downwards.

Legend finish

- DF = Defender

Fix with:



Joiner for KLW
KLWKP



Round head square neck bolt (DIN 603)
RBK



Flange nut (DIN 6923)
RM