KLM125.3
Cable ladder height 125



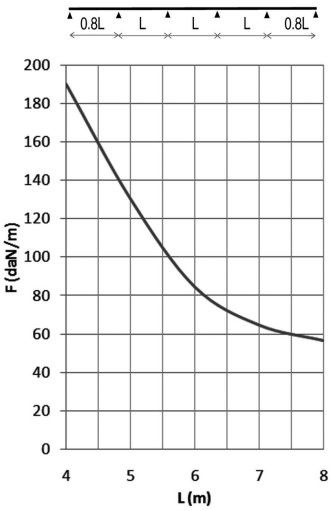

Cable ladder for large support distances up to 8 metres
Perforated C datarungs 41x21

Usable inner height: 102 mm
Rung distance: 300 mm
To order: Length 6000 mm
To order: Width 700 - 1200 mm (increments of 100 mm)

Reference	Finish	↕ mm	↔ mm	→‖← mm	⇄ mm	kg/m	📦	Unit
KLM125.150.3	SZ	125	168	1,5	3000	5,723	48	M
KLM125.200.3	SZ	125	218	1,5	3000	5,851	48	M
KLM125.300.3	SZ	125	318	1,5	3000	6,111	48	M
KLM125.400.3	SZ	125	418	1,5	3000	6,363	48	M
KLM125.450.3	SZ	125	468	1,5	3000	6,491	48	M
KLM125.500.3	SZ	125	518	1,5	3000	6,619	48	M
KLM125.600.3	SZ	125	618	1,5	3000	6,875	48	M
KLM125.750.3	SZ	125	768	1,5	3000	7,259	48	M
KLM125.800.3	SZ	125	818	1,5	3000	7,387	48	M
KLM125.900.3	SZ	125	918	1,5	3000	7,644	48	M
KLM125.1000.3	SZ	125	1018	1,5	3000	7,900	48	M
ZMKLM125.150.3	DF	125	168	1,5	3000	5,723	48	M
ZMKLM125.200.3	DF	125	218	1,5	3000	5,851	48	M
ZMKLM125.300.3	DF	125	318	1,5	3000	6,111	48	M
ZMKLM125.400.3	DF	125	418	1,5	3000	6,363	48	M
ZMKLM125.450.3	DF	125	468	1,5	3000	6,491	60	M
ZMKLM125.500.3	DF	125	518	1,5	3000	6,619	60	M
ZMKLM125.600.3	DF	125	618	1,5	3000	6,875	60	M
ZMKLM125.750.3	DF	125	768	1,5	3000	7,259	60	M
ZMKLM125.800.3	DF	125	818	1,5	3000	7,387	60	M
ZMKLM125.900.3	DF	125	918	1,5	3000	7,644	60	M
ZMKLM125.1000.3	DF	125	1018	1,5	3000	7,900	60	M

Fix with:



Round head square neck bolt (DIN 603)
RBK



Flange nut (DIN 6923)
RM



Joiner for KLM100
KLM100KP



Joiner for KLM125
KLM125KP

LOAD DIAGRAM
This diagram illustrates the permissible uniformly distributed horizontal loads applied to multiple supports. They comply with IEC 61537 with connection in the centre of the span and the end span = 0,8x the span.

F = max. admissible load (daN/m)
L = support distance (m)
Max. deflection (m) = L/200

CHARACTERISTICS
- strong
- useable inner height 77 mm, ideal for large diameter cables
- no further coupling holes are required if the cable ladder is cut
- no joiners are required to attach accessories such as bends, tees etc.
- rungs are perforated to enable efficient attachment of cables and easy use of cable clamps.
- partition (SLOS60) can be fixed to the cable ladder with a sliding nut (PNP06) and pan head bolt (RB6.20).

TECHNICAL INFORMATION
- Side walls are constructed from S profile with a return flange and are continuously perforated

- Perforated C datarungs are fixed at 300 mm intervals.
- rungs are mechanically attached to the side wall of the cable ladder.
- rungs are alternately placed with openings upwards and downwards

Legend finish
- SZ = Sendzimir
- DF = Defender