KLM100.3
Cable ladder height 100



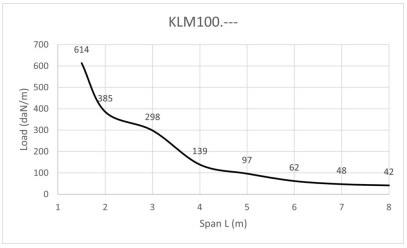

Cable ladder for large support distances up to 8 metres
Perforated C datarungs 41x21

Usable inner height: 77 mm
Rung distance: 300 mm
To order: Length 6000 mm
To order: Width 700 - 1200 mm (increments of 100 mm)

Reference	Finish	↕ mm	↔ mm	→‖← mm	⇄ mm	kg/m	📦	Unit
KLM100.150.3	SZ	100	168	1,5	3000	5,135	30	M
KLM100.200.3	SZ	100	218	1,5	3000	5,263	30	M
KLM100.300.3	SZ	100	318	1,5	3000	5,519	30	M
KLM100.400.3	SZ	100	418	1,5	3000	5,775	30	M
KLM100.450.3	SZ	100	468	1,5	3000	5,903	30	M
KLM100.500.3	SZ	100	518	1,5	3000	6,031	30	M
KLM100.600.3	SZ	100	618	1,5	3000	6,287	30	M
KLM100.750.3	SZ	100	768	1,5	3000	6,671	30	M
KLM100.800.3	SZ	100	818	1,5	3000	6,799	30	M
KLM100.900.3	SZ	100	918	1,5	3000	7,055	30	M
KLM100.1000.3	SZ	100	1018	1,5	3000	7,311	30	M
ZMKLM100.150.3	DF	100	168	1,5	3000	5,135	30	M
ZMKLM100.200.3	DF	100	218	1,5	3000	5,263	30	M
ZMKLM100.300.3	DF	100	318	1,5	3000	5,519	30	M
ZMKLM100.400.3	DF	100	418	1,5	3000	5,775	30	M
ZMKLM100.450.3	DF	100	468	1,5	3000	5,903	30	M
ZMKLM100.500.3	DF	100	518	1,5	3000	6,031	30	M
ZMKLM100.600.3	DF	100	618	1,5	3000	6,287	30	M
ZMKLM100.750.3	DF	100	768	1,5	3000	6,671	30	M
ZMKLM100.800.3	DF	100	818	1,5	3000	6,799	30	M
ZMKLM100.900.3	DF	100	918	1,5	3000	7,055	30	M
ZMKLM100.1000.3	DF	100	1018	1,5	3000	7,311	30	M

Fix with:



Round head square neck bolt (DIN 603)
RBK



Flange nut (DIN 6923)
RM



Joiner for KLM100
KLM100KP



Joiner for KLM125
KLM125KP

LOAD DIAGRAM
This diagram illustrates the permissible uniformly distributed horizontal loads applied to multiple supports. They comply with IEC 61537 with connection in the centre of the span and the end span = 0,8x the span.

F = max. admissible load (daN/m)
L = support distance (m)
Max. deflection (m) = L/200

CHARACTERISTICS
- strong
- useable inner height 77 mm, ideal for large diameter cables
- no further coupling holes are required if the cable ladder is cut
- no joiners are required to attach accessories such as bends, tees etc.
- rungs are perforated to enable efficient attachment of cables and easy use of cable clamps.
- partition (SLOS60) can be fixed to the cable ladder with a sliding nut (PNP06) and pan head bolt (RB6.20).

TECHNICAL INFORMATION
- Side walls are constructed from S profile with a return flange and are continuously perforated

- Perforated C datarungs are fixed at 300 mm intervals.
- rungs are mechanically attached to the side wall of the cable ladder.
- rungs are alternately placed with openings upwards and downwards

Legend finish
- SZ = Sendzimir
- DF = Defender