KLLI60

Cable ladder interlocking ends

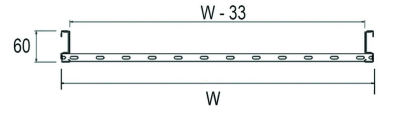

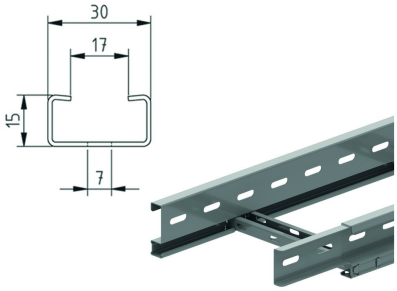

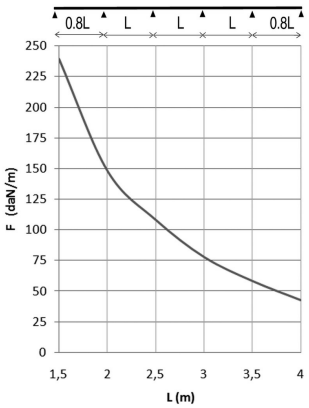

Side walls: perforated S-profile
Perforated C rungs 15x30

Usable inner height: 44 mm
Rung distance: 250 mm

Reference	Finish	↕ mm	↔ mm	→‖← mm	⇄ mm	kg/m	📦	Unit
KLLI60.150	SZ	60	150	1	3000	1,968	30	M
KLLI60.200	SZ	60	200	1	3000	2,085	30	M
KLLI60.300	SZ	60	300	1	3000	2,319	30	M
KLLI60.400	SZ	60	400	1	3000	2,553	30	M
KLLI60.450	SZ	60	450	1	3000	2,670	30	M
KLLI60.500	SZ	60	500	1	3000	2,787	30	M
KLLI60.600	SZ	60	600	1	3000	3,021	30	M
KLLI60.750	SZ	60	750	1	3000	3,373	30	M
KLLI60.800	SZ	60	800	1	3000	3,490	30	M
KLLI60.900	SZ	60	900	1	3000	3,724	30	M
ZMKLLI60.150	DF	60	150	1	3000	1,968	30	M
ZMKLLI60.200	DF	60	200	1	3000	2,085	30	M
ZMKLLI60.300	DF	60	300	1	3000	2,319	30	M
ZMKLLI60.400	DF	60	400	1	3000	2,553	30	M
ZMKLLI60.450	DF	60	450	1	3000	2,670	30	M
ZMKLLI60.500	DF	60	500	1	3000	2,787	30	M
ZMKLLI60.600	DF	60	600	1	3000	3,021	30	M
ZMKLLI60.750	DF	60	750	1	3000	3,373	30	M
ZMKLLI60.800	DF	60	800	1	3000	3,490	30	M
ZMKLLI60.900	DF	60	900	1	3000	3,724	30	M

Fix with:



Toothed round head bolt / flange nut
VM

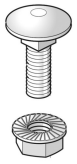

Round head square neck bolt / flange nut
VMK

LOAD DIAGRAM

This diagram illustrates the permissible uniformly distributed horizontal loads applied to multiple supports. They comply with IEC 61537 with connection in the centre of the span and the end span = 0,8x the span.

F = max. admissible load (daN/m)
L = support distance (m)
Max. deflection (m) = L/100

CHARACTERISTICS

- lightweight
- strong
- interlocking
- partition (SLOS35) can be fixed to the cable ladder with a sliding nut (GM6) and pan head bolt (RB6.10)
- no further coupling holes are required if the cable ladder is cut
- use joiners (KLLKP60) and bolts (VM6.10) to join the cut lengths of cable ladder
- no joiners are required to attach accessories such as bends, tees etc.
- rungs are perforated to enable efficient attachment of cables.

TECHNICAL INFORMATION

Side walls are constructed from S profile with a return flange and are continuously perforated.
C-profile rungs are fixed at 250 mm intervals.
Rungs are mechanically attached to the side wall of the cable ladder.
Rungs are alternately placed with openings upwards and downwards.

Legend finish
- SZ = Sendzimir
- DF = Defender